

MARINE ENGINE

SDZ-165

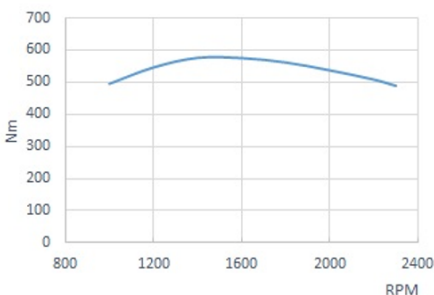
4 cilindros en línea 160.0 CV (118 kW) 2300 R. P. M.

Technical specifications

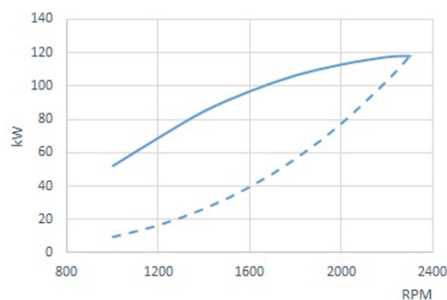
Base engine manufacturer	Deutz
Type	Diesel, 4 stroke
Number of cylinders	4, in line
Intake system	Turbocharged
Bore x Stroke	108 mm x 130 mm (4.25 in x 5.12 in)
Total displacement	4764 cc
Compression ratio	17,5:1
Intermittent power _{SN_ (ISO3046/1)}	160.0 CV (118 kW)
Continuous power	144.0 CV (106.2 kW)
Max RPM	2300
Injection system	Mechanical and direct
Starter motor	24 V (4 kW)
Alternator	55 A (24 V)
Maximum operating angle	10 °
Rotation (viewed from flywheel side)	Counterclockwise
Cooling system	Sea water heat exchanger and coolant closed circuit
Dry weight without gearbox	555 Kg (1223.6 lb)
Sea water hose inner diameter	42 mm (1.65 in)
Fuel feeding hose inner diameter	12 mm (0.47 in)
Fuel return hose inner diameter	12 mm (12 in)
Exhaust hose inner diameter	90 mm (3.54 in)
Certifications and emissions	-
Emission compliance	NON EMISSION

Performance curves

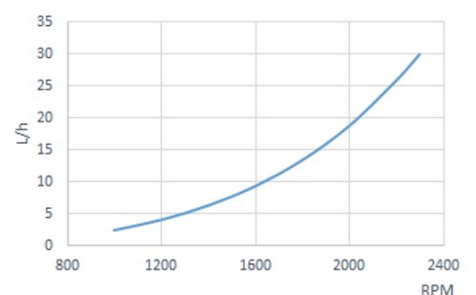
Crankshaft torque



Power (ISO 3046/1)



Fuel consumption



Panel



Dimensions: 255 x 160mm

Panel SSG 30 24V BLANCO Standard

Revolution counter with multifunction display

Coolant temperature and oil pressure gauge

Voltage indicator and battery charge fault

High coolant temperature alarm

Low oil pressure alarm

Preheating indicator

Front IP65 protection and anti-fog glass

5-position key

Accessories

Standard equipment

Instrument panel SSG 30

4 m electrical extension lead

Oil extraction pump

Owner's manual and spare parts manual

Optional equipment & kits

Twin instrument panel installation

Twin alternator

Earth isolated electrical system

Dry exhaust system

Keel cooling

Power takeoff shaft or pulley

Heater inlet

Drivetrain: propeller, shaft, stern tube

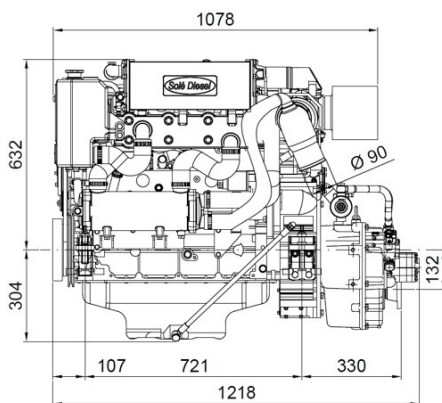
Water and fuel filters

Water, exhaust and die

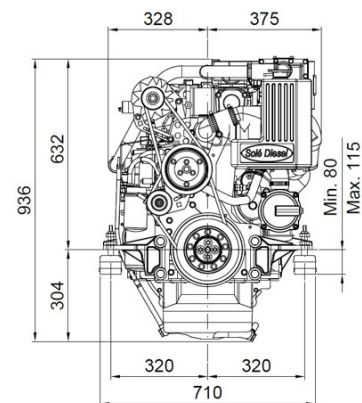
Gearboxes

Model	Type	Output °	Reductions (light Duty)	Reductions (heavy Duty)	Engine weight with gearbox
DMT-100HL	Hydraulic	0°	-	5.95:1	830 Kg (1829 Lbs)
DMT-100IV	Hydraulic	14°	-	2.12:1	715 Kg (1577 Lbs)
TM-170	Hydraulic	0°	1.50:1-2.04:1-2.50:1-2.94:1	1.50:1-2.04:1	639 Kg (1409 Lbs)
TM-200B	Hydraulic	0°	-	3.60:1-4.48:1	801 Kg (1767 Lbs)
TM-880A	Hydraulic	10°	1.53:1-2.08:1-2.60:1	1.53:1-2.08:1	618 Kg (1362 Lbs)
ZF 68 IV	Hydraulic	12°	1.56:1-2.00:1	-	626 Kg (1380 Lbs)

Dimensions



SDZ-165 24V Engine TM-170 2.04:1 Gbox.



Authorized dealer



Detailed drawings, brochures and manuals are available on the web soleadance.com. All rights reserved. Technical specifications, data and presentation are subjected to variations, changes and updates without prior notice. Non-contractual information.

